

TM2192 - 325 and 328 Skid Steer

Foreword

Foreword

This manual is written for an experienced technician. Essential tools required in performing certain service work are identified in this manual and are recommended for use.

Live with safety: Read the safety messages in the introduction of this manual and the cautions presented throughout the text of the manual.



CAUTION:

This is the safety-alert symbol. When you see this symbol on the machine or in this manual, be alert to the potential for personal injury.

Technical manuals are divided in two parts: repair and operation and tests. Repair sections tell how to repair the components. Operation and tests sections help you identify the majority of routine failures quickly.

Information is organized in groups for the various components requiring service instruction. At the beginning of each group are summary listings of all applicable essential tools, service equipment and tools, other materials needed to do the job, service parts kits, specifications, wear tolerances, and torque values.

Technical Manuals are concise guides for specific machines. They are on-the-job guides containing only the vital information needed for diagnosis, analysis, testing, and repair.

Fundamental service information is available from other sources covering basic theory of operation, fundamentals of troubleshooting, general maintenance, and basic type of failures and their causes.

TM2192 - 325 and 328 Skid Steer Recognize Safety Information

Recognize Safety Information



T133555-UN: Safety Alert Symbols



T133588-19: Safety Alert Symbols

This is the safety alert symbol. When you see this symbol on your machine or in this manual, be alert for the potential of personal injury.


Follow the precautions and safe operating practices highlighted by this symbol.

A signal word — DANGER, WARNING, or CAUTION — is used with the safety alert symbol. DANGER identifies the most serious hazards.

On your machine, DANGER signs are red in color, WARNING signs are orange, and CAUTION signs are yellow. DANGER and WARNING signs are located near specific hazards. General precautions are on CAUTION labels.

TM2192 - 325 and 328 Skid Steer Follow Safety Instructions

Follow Safety Instructions



T133556-UN: Follow Safety Instructions

Read the safety messages in this manual and on the machine. Follow these warnings and instructions carefully. Review them frequently.

Be sure all operators of this machine understand every safety message. Replace operator's manual and safety labels immediately if missing or damaged.

TM2192 - 325 and 328 Skid Steer Operate Only If Qualified

Operate Only If Qualified

Do not operate this machine unless the operator's manual has been read carefully, and you have been qualified by supervised training and instruction.


Operator should be familiar with the job site and surroundings before operating. Try all controls and machine functions with the machine in an open area before starting to work.

Know and observe all safety rules that may apply to every work situation and work site.

TX03679,00016FA-19-20070103

**TM2192 - 325 and 328 Skid Steer
Wear Protective Equipment**

Wear Protective Equipment



TS206-UN: Protective Equipment

Guard against injury from flying pieces of metal or debris; wear goggles or safety glasses.

Wear close fitting clothing and safety equipment appropriate to the job.

Prolonged exposure to loud noise can cause impairment or loss of hearing. Wear suitable hearing protection such as earmuffs or earplugs to protect against objectionable or uncomfortable loud noises.

TM2192 - 325 and 328 Skid Steer Avoid Unauthorized Machine Modifications

Avoid Unauthorized Machine Modifications

Modifications of this machine, or addition of unapproved products or attachments, may affect machine stability or reliability, and may create a hazard for the operator or others near the machine. The installer of any modification which may affect this machine is responsible for establishing that the modification does not adversely affect the machine or its performance. This applies to all aspects of the machine, including electronic controls.

Always contact an authorized dealer before making machine modifications that change the intended use, weight or balance of the machine, or that alter machine controls, performance or reliability.

TX14740,00000FC-19-20040227

TM2192 - 325 and 328 Skid Steer Inspect Machine

Inspect Machine



T6607AQ-UN: Inspect Machine

Inspect machine carefully each day by walking around it before starting.

Keep all guards and shields in good condition and properly installed. Fix damage and replace worn or broken parts immediately. Pay special attention to hydraulic hoses and electrical wiring.

TM2192 - 325 and 328 Skid Steer Stay Clear of Moving Parts

Stay Clear of Moving Parts



T133592-UN: Stay Clear Of Moving Parts

Entanglements in moving parts can cause serious injury.

Stop engine before examining, adjusting or maintaining any part of machine with moving parts.

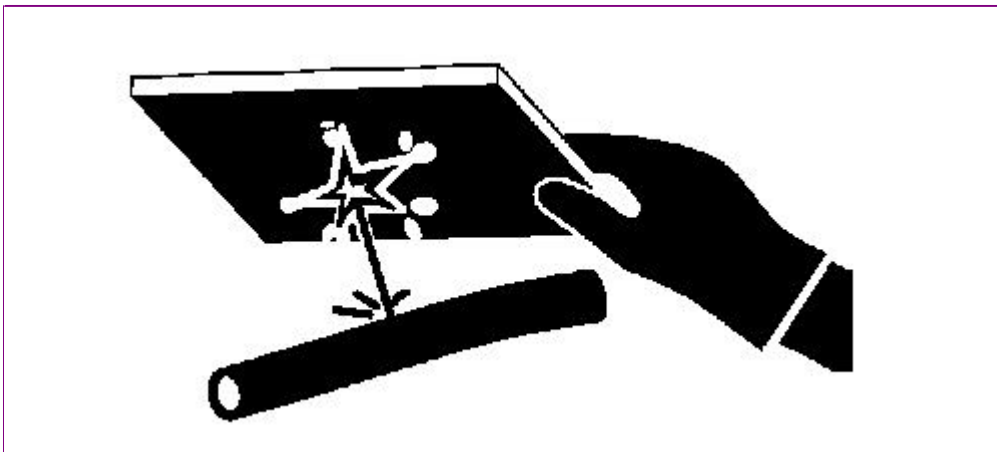
Keep guards and shields in place. Replace any guard or shield that has been removed for access as soon as service or repair is complete.

TM2192 - 325 and 328 Skid Steer Avoid High-Pressure Oils

Avoid High-Pressure Oils



T133509-UN: Avoid High Pressure Oils



T133840-UN: Avoid High-Pressure Oils


This machine uses a high-pressure hydraulic system. Escaping oil under pressure can penetrate the skin causing serious injury.

Never search for leaks with your hands. Protect hands. Use a piece of cardboard to find location of escaping oil. Stop engine and relieve pressure before disconnecting lines or working on hydraulic system.

If hydraulic oil penetrates your skin, see a doctor immediately. Injected oil must be removed surgically within hours or gangrene may result. Contact a knowledgeable medical source or the Deere & Company Medical Department in Moline, Illinois, U.S.A.

TM2192 - 325 and 328 Skid Steer Beware of Exhaust Fumes

Beware of Exhaust Fumes



T133546-UN: Beware Of Exhaust Fumes

Prevent asphyxiation. Engine exhaust fumes can cause sickness or death.

If you must operate in an enclosed space, provide adequate ventilation. Use an exhaust pipe extension to remove the exhaust fumes or open doors and windows to bring outside air into the area.

**Thank you very much for
your reading. Please Click
Here. Then Get COMPLETE
MANUAL. NO WAITING**




NOTE:

**If there is no response to
click on the link above,
please download the PDF
document first and then
click on it.**

TM2192 - 325 and 328 Skid Steer Prevent Fires

Prevent Fires



T133552-UN: Handle Fuel Safely



T133553-UN: Clean Machine Regularly



T133554-UN: Carry A Fire Extinguisher

Handle Fuel Safely: Store flammable fluids away from fire hazards. Never refuel machine while smoking or when near sparks or flame.

Clean Machine Regularly: Keep trash, debris, grease and oil from accumulating in engine compartment, around fuel lines, hydraulic lines and electrical wiring. Never store oily rags or flammable materials inside a machine compartment.

Maintain Hoses and Wiring: Replace hydraulic hoses immediately if they begin to leak, and clean up any oil spills. Examine electrical wiring and connectors frequently for damage.

Keep A Fire Extinguisher Available: Always keep a multi-purpose fire extinguisher on or near the machine. Know how to use extinguisher properly.

Keep Machine Away From Fire: Maintain a safe distance between sources of fire and the machine so elevated heat, flames or glowing embers never contact any part of the machine, including airborne glowing embers.

TM2192 - 325 and 328 Skid Steer Prevent Battery Explosions

Prevent Battery Explosions



TS204-UN: Battery Explosions


Battery gas can explode. Keep sparks, lighted matches, and open flame away from the top of battery.

Never check battery charge by placing a metal object across the posts. Use a voltmeter or hydrometer.

Do not charge a frozen battery; it may explode. Warm battery to 16°C (60°F).

TM2192 - 325 and 328 Skid Steer Handle Chemical Products Safely

Handle Chemical Products Safely



T133580-UN: Handle Chemical Products Safely

Exposure to hazardous chemicals can cause serious injury. Under certain conditions, lubricants, coolants, paints and adhesives used with this machine may be hazardous.

If uncertain about safe handling or use of these chemical products, contact your authorized dealer for a Material Safety Data Sheet (MSDS). The MSDS describes physical and health hazards, safe use procedures, and emergency response techniques for chemical substances. Follow MSDS recommendations to handle chemical products safely.